



**Maximum power,
flexibility and safety.**

Air grinders and sanders

Models: straight, angle and vertical
Air turbine models: straight, angle

Fiam®
PEOPLE AND SOLUTIONS

Fiam grinders and sanders: versatile, powerful, safe

Every manufacturing company needs to carry out more or less accurate surface finishing operations on its products. Compressed-air-powered grinders and sanders are used for this purpose. Ideal solutions for **grinding, deburring and rubbing, polishing, brushing, sanding** etc.

Fiam offers a range of air tools to meet the widest needs:

- **straight grinders:** with power from 110 to 500 Watts and speed from 12.000 to 55.000 rpm
- **vertical grinders:** with power from 2.350 to 2.400 Watts and speed from 6.000 to 8.500 rpm
- **angle grinders:** with power from 300 to 2.300 Watts and speed from 6.600 to 13.500 rpm
- **air turbine straight grinders:** with power from 50 to 90 Watts and speed from 70.000 to 100.000 rpm
- **air turbine angle grinders:** with power from 2.200 to 4.500 watts and speed from 6.600 to 12.000 rpm
- **vertical, straight and angle sanders:** with power from 300 to 375 Watts and speed from 1.700 to 13.500 rpm

The wide range of standard models shown on this catalogue only represents part of the solutions Fiam is able to offer. The skills of our expert technical staff combined with highly flexible manufacturing systems enable us to meet every request with **special customised solutions**.

LEN22



SMY50D2



240SM180V



Choosing the right Fiam grinder and sander












The technological parameters with the greatest influence on grinding and sanding operations are the **speed at which the tool** (shank, cup and depressed centre grinding wheels, rotary files, abrasive discs, brushes, etc.) rotates and the **power of the grinder or sander**, which are in their turn related to the **type of material** being worked and the

standard of finish required. The following table indicates the operations to be carried out and the tools used, to determine which is the best grinder or sander for your needs.

When making the choice, it is necessary to consider that the maximum speed of the grinder/sander **must not exceed** the speed shown on the abrasive tool.

Grinding and sanding operations demand special care, making it essential for the operator to read the **user manual** supplied with the tool thoroughly before installing, using, maintaining or repairing it.

In order to guarantee the best possible safety standards, besides from choosing a grinder or sander which complies with all the safety standards in force, as the case is with Fiam tools, it is also necessary to make sure that all the relevant **personal protective material** is used, such as protective glasses, dust masks, ear protectors, safety shoes and padded gloves etc.

OPERATION	TOOL	RECOMMENDED GRINDER AND SANDER					
		POWER WATT	FREE-TURNING SPEED rpm	STRAIGHT GRINDERS	ANG. GRINDERS/ SANDERS	VERT. GRINDERS/ SANDERS	AIR TURBINE ANG. GRINDERS
GRINDING, SANDING	RUSHED SHANK GRINDING WHEELS						
Small sanding, deburring, finishing etc..		50÷400	13.500÷70.000	● ● ●	● ●		
	DIAMOND WHEELS						
Sanding, finishing, polishing etc.		50÷400	13.500÷70.000	● ● ●	● ●		
	DISC GRINDING WHEELS						
Roughing, internal and external deburring etc.		500÷1.500	6.000÷12.000	● ● ●			
	DEPRESSED CENTRE DISCS						
Removing rust, lapping welding beads, chamfering etc.		300÷2.400	6.000÷13.500		● ●	● ● ●	● ● ●
MILLING	ROTARY FILES						
Milling, chamfering, grooving, deburring etc.		50÷400	13.500÷70.000	● ● ●	● ●		
	DEPRESSED CENTRE DISCS						
Cutting off ingates, risers, castings, tubes, iron reinforced concrete, stones and cement etc.		300÷2.400	6.000÷13.500		● ●	● ●	● ● ●
SANDING AND POLISHING	FLEX. AND FLAP ABRASIVE DISCS						
Sanding bodywork, removing light rust, paint etc.		300÷375	1.700÷13.500		● ●		● ●
	RID-TEXTURED ABRASIVE DISCS						
Wet sanding of large areas of bodywork...		300÷375	max 4.500		● ●		
	WIRE, AND RADIAL ABRASIVE PAPER FLAP BRUSHES						
Removing rust and paint, descaling small areas, removing manufacturing scrap, deburring etc.		400÷2.300	6.000÷15.000	● ● ●	● ●	● ● ●	
	SISAL BRUSHES						
Sanding plastics, shaping and sanding wood etc.		300	3.000	● ● ●			
	SHEEPSKIN PADS						
High-sheen polishing of surfaces etc.		375	1.700÷4.200		● ●		

● ● ● Strongly recommended

● ● Recommended

Be demanding

Reliability

Long lifetime of the components thanks to careful design and quality of the production process which results in less maintenance and repair costs

The internal gears guarantee **constant performances** and **long lifetime of the tool**

The air motors employed ensure **long lifetime, high power and maximum output**

Tools are varnished with high quality materials that guarantee **thermal insulation and greater resistance to wear**

The maximum speed of the grinder or sander is related to the **recommended speed of the abrasive tool being used**. It is compulsory for the manufacturer of the tool to specify this speed, which must under all circumstances be respected to safeguard the safety of the operator and ensure the best possible results

AIR TURBINE GRINDERS

These grinders allow to work in very difficult conditions in 24/7 operations: practically **they never stop**

Grinder model 11SM10D is very powerful and **extremely sturdy** thanks to the inner kinematic gears (double bearing on the output which supports the wheel shaft) which guarantee reliability over time

Don't be satisfied
with the maximum

Productivity

Great use effectiveness
thanks to innovative design systems

Extremely versatile; they can be used:

- **STRAIGHT AIR GRINDERS**: with shank and disc grinding wheels, rotary files, diamond wheels, wire and radial brushes for grinding, deburring, rubbing down, grooving, removing, sanding etc.
- **ANGLE AIR GRINDERS**: for deburring, finishing, cutting, grinding operations etc.
- **VERTICAL AIR GRINDERS**: for cutting, grinding, cleaning and roughing operations etc.

AIR TURBINE GRINDERS

- **Extremely powerful**, they are used for removing, scrubbing and leveling of cast-iron-parts, steel parts, welding seams, non-ferrous metals of all types, etc.
- Thanks to their extraordinary power, they reduce considerably the working times, **guaranteeing an extended longevity**
- Great production efficiency: material processing, also in very difficult conditions, is **faster than with traditional grinders**

• ANGLE, VERTICAL, STRAIGHT AIR SANDERS:

for honing and clearing operations using flexible abrasive discs, adhesive abrasive paper, wire brushes etc. These tools are used for sanding bodywork, mechanical constructions, fibreglass, marble and wood, as well as for cleaning rust off painted surfaces. The sanders for wet work are used on large bodywork surfaces

The grinder SM80D-1 so as angle grinders (100SM125A, 230SM180A, 230SM230A models) and vertical grinders are equipped with a **speed governor** to obtain a constant work speed even during heavy work. In fact, this device prevents the grinder from exceeding the maximum possible speed

All air angle and vertical grinders (except for SMLES..., SMS..., SMY... models) have a practical **"disc locking"** device which guarantees extreme safety and eases disc replacement

230SM230A



100SM125A



SMS30DCZ



Perfection
is in your hands

Ergonomics

Optimization of the tool performances in regard to ergonomics and operator safety

The grip design and use of special light alloys make these tools **lighter and more handy**

The models with discs diam. of 180 and 230 mm are equipped with **disc holding device with balancing system that reduces the vibrations**

Compact dimensions: they are recommended for working in areas of limited space or difficult access

They have an **auxiliary grip** which permits a reduction of the reaction on the operator's hand making heavy works easier: the angle models have a side auxiliary grip; instead vertical models feature twin grips

They guarantee maximum handiness, thanks to the **good power/weight ratio**, reducing operator's fatigue

They are equipped with a particular **safety lever** as standard, to avoid the possibility of accidental start (except for straight models with starting with sliding or rotary valve). Therefore, they feature a safe starting system in compliance with the standards currently in force

SMT10D/CC and 11SM10D models feature a **starting nut** which enables the speed of the tool to be gradually increased until reaching its maximum

Effective extraction devices are available both for straight and angle grinders for removing the dust generated during work. These systems significantly reduce smoke and dust levels, considerably improving work conditions

Model 100SM125A and air turbine models are supplied with an **exhaust air conveyor** for greater operator's comfort

These tools are equipped with **silencing system** to reduce the noise level caused by the exhaust air

Where necessary, grinders and sanders are supplied as standard with wheel **guards complying** with EN 68 standard

AIR TURBINE GRINDERS

For air turbine models, the auxiliary grip can be positioned on either side of the tool and it is made of anti-vibration materials

All angle models are equipped with disk protective carter adjustable with 180° rotation

Irrespective of their great power, they are extremely lighter than traditional models

Naturally
innovative

Ecology

Innovative systems designed paying even more attention with respect to environment and of its safeguard

The design of the inner kinematic motions optimizes the output of the available power, which is being transmitted with **minimum dispersions**

The grinders supplied with **speed governor** ensure reduced air consumptions; thanks to this, they maintain a constant work speed even during heavy work

All the components are easy to dispose of because they are built using **recyclable materials**; therefore they don't represent a pollution risk or a danger for personal safety

All Fiam products are supplied with **eco-friendly packaging**

AIR TURBINE GRINDERS

They work **without lubrication**, only with dry air: an advantage which results in healthier environments **without emissions of nebulized oil and cleaner components, without oil residue** (a benefit, for example, in case of successive painting phases)



Straight air grinders

Straight air grinders

POWER:

from 110 to 500 rpm

POWER:

from 12.000 to 55.000 rpm

APPLICATION FIELD:

used with shank and disc grinding wheels, rotary files, diamond wheels, wire and radial brushes for grinding, deburring, rubbing down, grooving, removing, sanding etc.

SMZ15D



11SM10D



SMY50D2











SMS30DCZ



SMY50DC2



Type of grinder		Power	Idle speed	Max capacity collet chuck	Equipped with collet	Max dimensions (referred to the accessory)	Starting system	Air exhaust	Weight	Dimensions (mm)	Air consumption
Model	Code	Watt	rpm	mm	Ø mm	Ø / mm	Type	Type	Kg	Ø x L	l/s
11SM10D	149561006	110	55.000	3	3	10		Rear	0,125	19.5x120	2,5
SMZ15D	142313001	130	22.000	3	6	15		Rear	0,37	32x155	6
SMS30DC	144613001	300	24.000	7	6	30		Front	0,62	40x190	9
SMS30DCZ	144613002	300	22.000	7	6	30		Rear	0,62	40x190	9
SMS30DZ	144613003	300	22.000	7	6	30		Rear	0,83	40x245	9
SMY50DC2	146313006	400	15.000	10	6	50		Rear	1,06	48x235	10
SMY50D2	146313007	400	15.000	10	6	50		Rear	1,30	48x330	10
SM80D-1	149530018	500	12.000	—	—	80x13x10*		Side	1,60	48x335	6÷11

Legend



Starting system with lever with safety device



Starting with rotary valve

- The figures shown are measured at a pressure of 6,3 bar (ISO 2787, the recommended operating pressure).
- The code number must be used when ordering.

Models on catalogue are supplied without accessories. Photos are purely indicative.

* Max disc dimensions recommended for grinding operations with radial disc (Ø disc x thickness x Ø drive).

Standard equipment (supplied with the tool)

- Model SM80D-1 is supplied with speed governor flanges to lock the wheel, wheel guard (standard EN 68)
- All the models reported in the table (except SM80D-1) are supplied with spanners to lock the collet
- Eco-friendly packaging
- Use and maintenance manual

Accessories available upon request

- Collets for 11SM10D, SMZ15D, SMS30 and SMY50...: see page 14
- To drive away and convey the exhaust air, are available special exhaust air hose conveyors: see page 16
- Other accessories for compressed air system: see page 15

Other technical features

Models	Air inlet	Recommended hose bore	Supply hoses recommended*
11SM10D	1/4" gas F	Ø mm 6.3 x 12.7	693511021
SMZ15D	1/8" gas F	Ø mm 4.8 x 9.4	693511020
SMS30DC, SMS30DCZ SMS30DZ, SMY50DC2, SMY50D2	1/4" gas F	Ø mm 9.5 x 15.9	693511022
SM80D-1	3/8" gas F	Ø mm 9.5 x 15.9	693511023

* For features of hoses see p. 15

Angle and vertical air grinders

Angle air grinders

POWER:

from 300 to 2.300 Watt

SPEED:

from 6.600 to 13.500 rpm

APPLICATION FIELD:

used in a wide range of different applications, including deburring, finishing, cutting, grinding etc.

Vertical air grinders

POWER:

from 2.350 to 2.400 Watt

SPEED:

from 6.000 to 8.500 rpm

APPLICATION FIELD:

used for cutting, grinding, cleaning and roughing operations etc.



SMY115A



SMLES135



SMS100A











230SM180A

100SM125A



240SM230V

Type of grinder			Power	Idle speed	Disc/accessory dimensions	Starting system	Weight	Dimensions (mm)	Air consumption
Model	Code		Watt	rpm	Ø / mm	Type	Kg	Ø x L x H	l/s
SMLES135	144693001	3	300	13.500	30		0,86	40x185x71	9
SMS100A	144691001	2	300	13.500	100x5x16 *		1,00	40x190x77	9
SMY115A	146395012	2	400	9.000	115x6,5x22 *		1,65	47x225x80	10
100SM125A	149561001	1 2	1000	12.200	125x3-4-6x22		2,3	L 254xH 106	11,6÷20
230SM180A	149561002	1 2	2300	8.400	180x10x22		4,4	L 349xH 119	28÷41
230SM230A	149561003	1 2	2300	6.600	230x10x22		4,6	L 349xH 119	20÷41
240SM180V	149561004	1 2	2400	8.500	180x6-8-10x22		5,5	L 335xH 220	18÷37
240SM230V	149561005	1 2	2350	6.000	230x6-8-10x22		5,6	L 335xH 220	11÷33

Legend



Vertical grinder: starting system with lever with safety device



Angle grinder: starting system with lever with safety device

- The figures shown are measured at a pressure of 6,3 bar (ISO 2787 the recommended operating pressure).
- The code number must be used when ordering.

* Max disc dimensions recommended for grinding operations with depressed centre disc (Ø disc x thickness x Ø drive).

Models on catalogue are supplied without accessories. Photos are purely indicative.

Standard equipment (supplied with the tool)	Accessories available upon request	Models available upon request
<ul style="list-style-type: none"> 1 Models with speed governor 2 Models which can be used with depressed centre grinding disc (code FEPA, code 27) 3 SMLES135 model: supplied with Ø 6 mm collet for rotary files and radial abrasive paper flap brushes; spanners to lock the collet. This model can use collets of different diameters (see page 14) • SMS100A model: supplied with flange to lock disc and wheel guard (standard EN68); spanners to lock the disc • SMY115A, 100SM125A, 230SM180A, 230SM230A models: supplied with flange to lock disc and wheel guard (standard EN68); spanners to lock the disc, side auxiliary handle EN ISO 11148-7) • 230SM180A, 230SM230A, 240SM180V, 240SM230V models have a disc holding device with balancing system and a "disc locking" device. • 100SM125A model is supplied with an exhaust air conveyor • Eco-friendly packaging • Use and maintenance manual 	<ul style="list-style-type: none"> • Collets for SMLES135: see page 14 • To drive away and convey the exhaust air, are available special exhaust air hose conveyors: see page 16 • Other accessories for compressed air system: see page 15 	<ul style="list-style-type: none"> • For models designed according to the customer's needs, please contact Fiam Technical Assistance Service.

Other technical features

Models	Air inlet	Recommended hose bore	Supply hoses recommended*
SMS100A, SMLES135, SMY115A	1/4" gas F	Ø mm 9,5 x 15,9	693511022
100SM125A	3/8" gas F	Ø mm 9,5 x 15,9	693511023
230SM230A, 230SM180A, 240SM180V, 240SM230V	1/2" gas F	Ø mm 12,7 x 19,8	693511024

* For features of hoses see page 15

New

Air grinders with turbine motor

Air turbine straight grinders

POWER:
from 50 to 90 Watt
SPEED:
from 70.000 to 100.000 rpm

APPLICATION FIELD:
precision mechanics: used in industry and precision mechanics industries, used with diamond wheels, rotary cutter with coupling for grinding, deburring, rubbing down

SMT10D/CC



9SM03DT



Air turbine angle grinders

POWER:
from 2.200 to 4.500 Watt
SPEED:
from 6.600 to 12.000 rpm

APPLICATION FIELD:
for removing, scrubbing and leveling of cast-iron-parts, steel parts, welding seams, non-ferrous metals of all types

Extremely more powerful than traditional air grinders: the air turbine motor makes these tools very effective especially for operations in difficult conditions

More powerful but lighter: despite they are very powerful, the weight is reduced compared to traditional air grinders

They ensure an extraordinary working continuity in 24/7 operations.
The productive efficiency also involves the consumption: as the work is performed faster, the total consumption of energy is significantly lower for each application

Ergonomics and safety guaranteed: in addition to the excellent power to weight ratio, they are equipped with several accessories that reduce vibrations and fatigue for the operator

- disk balancing system
- auxiliary grip which can be positioned on either side of the tool, made of anti-vibration materials (modd. 450 SMT...)
- disc lock button easing accessory replacement

450SMT180A



450SMT230A



220SMT125A



Type of grinder		Power	Idle speed	Max capacity collet chuck	Equipped with collet	Max dimensions (referred to the accessory)	Starting system	Air exhaust	Weight	Dimensions (mm)	Air consumption
Model	Code	Watt	rpm	mm	mm	Ø / mm	Type	Type	Kg	L X H	l/s
SMT10D/CC	140113005	50	70.000	3	3	10		Rear	0,31	50x182	2,5
9SM03DT	149561016	90	100.000	3,175	3	4÷6		Front	0,30	30x160	3,3
220SMT125A	149561024	2.200	12.000	-	-	125		Lateral	1,9	295x98	11,7÷30
450SMT180A	149561034	4.500	8.500	-	-	180		Lateral	4	324x95	20÷60
450SMT230A	149561033	4.500	6.600	-	-	230		Lateral	4	324x95	20÷60

Legenda simboli



Starting system with lever with safety device



Starting with sliding valve

- The figures shown are measured at a pressure of 6,3 bar (ISO 2787, the recommended operating pressure).
- The code number must be used when ordering

* These tools should be used exclusively with **dry air, without lubrication**.

Models on catalogue are supplied without accessories (except SMT10D/CC - see standard equipment). Photos are purely indicative.

Standard equipment (supplied with the tool)

STRAIGHT GRINDERS

- Mod. SMT10D/CC: supplied with plastic case; 3 mt. rubber supply hose flexible and with a steel core with couplings; 5 abrasive disks of various sizes and dressing stone; 2 spanners to lock the collet
- Mod. 9SM03DT: supplied with 2 mt. rubber supply hose and exhaust air conveyor

ANGLE GRINDERS

- With M14 threaded output shaft, socket for fixing the disk, ring nut for disc locking M14 F
- Flexible rubber hose (250 mm) equipped with a special filter to 20 microns and 1/2" gas F
- Side handle can be positioned to the right or left of the tool.



- Disc lock button easing accessory replacement
- Disk protective carter adjustable with rotation 180°
- Eco-friendly packaging
- Use and maintenance manual

Models available upon request

- For models designed according to the customer's needs, please contact FiamTechnical Consultancy Service.

Accessories available upon request

	For models	Code
• Special ring nut for closing thin flat discs (Ø diameter ext. 74 mm)	450SMT230A	269100074
	450SMT180A	269100074
• Flexible air hose mt. 4 complete with couplings	220SMT125A	693511030
	450SMT180/230A	693511031
• Kit special oil - ml 17 for head	for all angle models	699011015
• Special air filter 20 microns	220SMT125A	419561004
	450SMT180/230A	419561005
• Filter Regulator Group with manometer	220SMT125A	697371025
	450SMT180/230A	697181110

Collets for straight grinders see page 14.

CONFIGURATION FOR RECOMMENDED USE

Model	Flexible RUBBER air hose equipped with special filter 20 micron and couplings (supplied with)	Filter Regulator Group with manometer
220SMT125A 		697371025
450SMT180A 		697181110
450SMT230A 		697181110

Other technical features

Models	Air inlet	Recommended hose bore	Rubber air hose recommended
SMT10D/CC	1/8" gas F	Ø 5 mm	693511020
9SM03DT	1/4" gas F	Ø 5 mm	693511021
220SMT125A	1/2" gas F	Ø int. 13 mm - for hoses L 4 mt	693511030
450SMT180A	1/2" gas F	Ø int. 19 mm - for hoses L 4 mt	693511031
450SMT230A	1/2" gas F	Ø int. 19 mm - for hoses L 4 mt	693511031

N.B: **For the correct air supply** and to allow the machine to express all its power, it is recommended to use air hoses with previously suggested diameter. If it is necessary to further increase the length of the hose, **control, with the machine in operation (dynamic operating pressure), that the air supply is always at 6.3 bars.**

Vertical straight and angle sanders

Air sanders

POWER:

from 300 to 375 Watt

SPEED:

from 1.700 to 13.500 rpm

APPLICATION FIELD:

available for honing and clearing operations using flexible abrasive discs, adhesive abrasive paper, wire brushes etc.



SMLES135



LEN22

LES34












LEN17U





LES30SP



Type of sander			Power	Idle speed	Disc/auxiliary dimensions	Starting system	Weight	Dimensions (mm)	Air consumption
Model	Code		Watt	rpm	Ø / mm	Type	Kg	Ø x L x H	l/s
SMLES135	144693001	1	300	13500	60		0,86	39x185x71	9
LES45	144695400	2	300	4500	75		1,00	40x245x44	9
LES34	144695300	2	300	3400	75		1,00	40x245x44	9
LEN42	146095400	3	375	4200	180		2,10	51x280x112	10
LEN22	146095200	3	375	2200	180		2,10	51x280x112	10
LEN17	146095100	3	375	1700	180		2,10	51x280x112	10
LEN42-M14	146095402	4	375	4200	180		2,10	51x280x112	10
LEN17U	146095103	5	375	1700	200		2,60	51x280x112	10
LES30SP	144631101	6	300	3000	80		0,70	Ø 40 x L 175	9

Legend

-  Angle sander: lever start with safety device
-  Straight sander: lever start with safety device

- The figures shown are measured at a pressure of 6,3 bar (ISO 2787, the recommended operating pressure).
- The code number must be used when ordering.

Models on catalogue are supplied without accessories. Photos are purely indicative.

Standard equipment (supplied with the tool)

- SMLES135 model: supplied with Ø 6 mm collet chuck and spanner to lock the collet
 - LES... models: supplied with M14 threaded output shaft and spanner for fixing accessory
 - LEN... models: supplied with 5/8" W threaded output shaft, nut for disc locking, spanner to lock the nut, 6 mm hex. spanner, side auxiliary handle
 - LEN42-M14 model: supplied with M14 threaded output shaft, nut for disc locking, spanner to lock the nut, 6 mm hex. spanner, side auxiliary handle
 - LEN17U model: supplied with 5/8" W threaded output shaft, tap for water feed, splash guard, 6 mm hex. spanner, side auxiliary handle.
 - LES30SP model: supplied with female M8x1,25 threaded output shaft and hanging ring
- Eco-friendly packaging
 - Use and maintenance manual

Models available upon request

- For models designed according to the customer's needs, please contact Fiam Technical Assistance Service.

Accessories available upon request

Rubber back-up pads



Coupling	Ø mm	Code	For models
Ø 6 mm	60	663061060	SMLES135

Rubber pad



Female thread	Ø mm	Code	For models
M 14	80	663141075	LES...

Rubber pads



Female thread	Ø mm	Code	For models
5/8 W	200	663581200	LEN...U

Rubber pad




Female thread	Ø mm	Code	For models
5/8 W	120	663581120	LEN...

Wheel guard



Da montare su	Code
LES30SP	667141080

Sisal brush



Thread	Ø mm	Code	For models
M 8	80	666001800	LES30SP

Fiber pad



Drive	Ø mm	Code	For models
Ø 16,5 mm	170	662031170	LEN...

Other technical features

Models	Air inlet	Recommended hose bore	Supply hoses recommended*
SMLES 125, LES...	1/4" gas F	Ø mm 9,5 x 15,9	693511022
LEN..., LES30SP	1/2" gas F	Ø mm 12,7 x 19,8	693511024

* For features of hoses see page 15

Collets for straight grinders

Collets for 9SM03DT

Ø collet hole mm	Code
1	660311100
1,1	660311110
1,2	660311120
1,4	660311140
2	660311200
2,35	660311235
2,5	660311250
3,175	660311318

Collets for SMZ15D



Ø collet hole mm	Code
1	660421010
1,5	660421015
2	660421020
2,5-3/32"	660421025
3	660421030
3,5-1/8"	660421035
4	660421040
4,5	660421045
5-3/16"	660421050

Collet tightening capacities: 0,5 mm

Collets for SMS30... and SMLES135



Ø collet hole mm	Code
1	660431010
1,5	660431015
2	660431020
2,5-3/32"	660431025
3	660431030
3,5-1/8"	660431035
4	660431040
4,5	660431045
5-3/16"	660431050
5,5	660431055
6	660431060
6,5-1/4"	660431065
7	660431070

Collet tightening capacities: 0,5 mm

Collets for SMT10D/CC



Ø collet hole mm	Code
2,38 (3/32")	660312230
3	660312301

Collets for SMY50...



Ø collet hole mm	Code
1	660441010
1,5	660441015
2	660441020
2,5-3/32"	660441025
3	660441030
4-1/8"	660441040
5-3/16"	660441050
6	660441060
7-1/4"	660441070
8-5/16"	660441080
9	660441090
10	660441100

Collet tightening capacities:

- from 1 to 3 mm = 0,5 mm
- over 3 mm = 1 mm

Collets for 11SM10D

Ø collet hole mm	Code
3	660312302
2,38 (3/32")	660312320
3,17 (1/8")	660312321

FRL Group - Filter, pressure regulator, lubricator

The FRL group is recommended for filtering, regulating and lubricating the compressed air supply for air tools. This system eliminates solids and humidity while supplying a precise air flow and suitable lubrication. Where necessary, it is indicated for obtaining the required torque values by adjusting the pressure of the air supply.



Threaded attack	Flow rate l/s	Complete assembly Code	Reduction compl. of gauge Code	Lubricator Code
1/4" gas	1,7 ÷ 16	697331020	697331025	697281020
3/8" gas	4,2 ÷ 20	697351020	697351025	697291020
1/2" gas	8 ÷ 43	697371020	697371025	697301020
3/4" gas	15 ÷ 73	-	697181110	-

Rubber supply hoses with couplings

Rubber supply hoses with coupling made with inner duct in synthetic rubber and high resistance reinforced textile chase.

They can be used with compressed air, water, cutting oil and antifreeze liquids. They are extremely flexible and versatile and above all safe and resistant in time.

To choose the most suitable supply hose, see pages 7, 9 and 13.

Hoses with different lengths are available upon request.

Please contact **Fiam Technical Assistance Service**



Hose mm Ø internal x Ø external mm	Length mm	Male coupling	Female coupling	Code
4,8x9,4	3000	1/8" gas M	1/4" gas F	693511020
6,3x12,7	3000	1/4" gas M	1/4" gas F	693511021
9,5x15,9	3000	1/4" gas M	1/4" gas F	693511022
9,5x15,9	3000	3/8" gas M	3/8" gas F	693511023
12,7x19,8	3000	1/2" gas M	1/2" gas M	693511024
13x19	4000	1/2" gas M	1/2" gas F	693511030
19x24	4000	1/2" gas M	1/2" gas F	693511031

Quick coupling and nipples

To choose the most **suitable quick coupling**, refer to pages 7, 9 and 11.



Male



Female

Recommended hose bore	Air inlet threading	Male quick coupling Code	Female quick coupling Code
Ø 5 mm	1/8" gas	695411018	695431018
Ø 6 mm	1/4" gas	695411014	695431014
Ø 8 ÷ 10 mm	1/4" gas	695411114	695431114
Ø 13 mm	3/8" gas	695411138	695431138
Ø 16 mm	1/2" gas	695411212	695431212

To choose the most **suitable quick nipples** refer to pages 7, 9 and 11.



Male



Female

Recommended hose bore	Air inlet threading	Male quick coupling Code	Female quick coupling Code
Ø 5 mm	1/8" gas	695311018	695331018
Ø 6 mm	1/4" gas	695311014	695331014
Ø 8 ÷ 10 mm	1/4" gas	695311114	695331114
Ø 13 mm	3/8" gas	695311138	695331138
Ø 16 mm	1/2" gas	695311212	695331212

Flexible couplings




These light and compact couplings improve the operators' working conditions; they prevent twisting of supply hoses and reduce vibrations.

Model	Coupling F/M	Code
RS 25 FM	1/4"	695091015
RS 30 FM	3/8"	695091020



Exhaust air hose conveyors

Used to drive away the tool exhaust air from the operator and therefore making the workplace more ergonomical.

For models	Code	
SMZ15D	693751013	
SMS30..., SMLES135, SMS100A, LES...	693751002	
SMY50..., SMY115A, LEN...	693751003	

Lubricating oil for air tools

Used to lubricate the internal components of the motor group.

Code
699011008

1 liter bottle



**Choose online
Fiam solution
for your industrial
production processes:
the best technology
with a klik.**



www.fiamairtools.com

Fiam
PEOPLE AND SOLUTIONS

Fiam Utensili Pneumatici Spa
Viale Crispi 123
36100 Vicenza - Italy
Tel. +39.0444.385000
Fax +39.0444.385002
customerservice@fiamairtools.com
www.fiamairtools.com

Fiam France s.a.s.u.
ZI Champ Dolin, 3 allée du Lazio, Bâtiment C
69800 Saint Priest - France
Tel. +33.4.78700150
Fax +33.4.78705403
serviceclient@fiamfrance.fr
www.fiamfrance.fr

